



JABO SUPPLY

HDPE PIPE



FITTINGS

JABO SUPPLY



5 LOCATIONS

PARKERSBURG, WV

10085 Emerson Avenue 26102
(304) 464-4400

MORGANFIELD, KY

118 Jim Veatch Road, 42437
(270) 389-3430

HUNTINGTON, WV

209 Braley Street, 25705
(304) 736-8333

NORTON, VA

205 Hawthorne Drive, 24273
(276) 679-1224

BEAVER, WV (BECKLEY)

227 C&O Shop Road 25813
(304-252-0000









SINCE 1964 SERVICE IS MORE THAN A PROMISE

HDPE PIPE AND FITTINGS**INDEX**

	PAGE #
PICTURE INDEX	4-5
HDPE PIPE SPECIFICATIONS	6-8
HDPE PIPE	9
<i>-SDR 7 (PSI 333)</i>	9
<i>-SDR 9 (PSI 250)</i>	9
<i>-SDR 11 (PSI 200)</i>	9
<i>-SDR 17 (PSI 160)</i>	9
<i>-Mine Line (PSI 80)</i>	
FLANGE ADAPTERS (STUB ENDS) & BACKUP RINGS	10
STUD & BOLT SIZES	11
HDPE FITTINGS	12-16
<i>-Elbows 90 / 45</i>	12
<i>-Tees</i>	13
<i>-Reducing Tees</i>	14
<i>-Saddles</i>	14
<i>-Laterals</i>	15
<i>-Electrofuse Couplings</i>	16
<i>-Reducing Couplings</i>	16
<i>-Caps</i>	16
MJ ADAPTERS & ACCESSORY KITS	17
TRANSITION ADAPTERS	18-19
<i>-Poly to Vic Groove</i>	18
<i>-Poly to MIPT</i>	19
JABO FABRICATION	20

PICTURE INDEX

HDPE PIPE SDR 7 333 PSI	HDPE PIPE SDR 9 250 PSI	HDPE PIPE SDR 11 200 PSI	HDPE PIPE SDR 17 125PSI
			
PAGE 9	PAGE 9	PAGE 9	PAGE 9
HDPE PIPE MINE LINE 80 PSI	FLANGE ADAPTER & BACK UP RINGS		STUDS & BOLTS
FLANGE ADAPTER (STUB END)	BACK UP RING	CHART	
			BOLTING SIZE CHART
PAGE 9	PAGE 10	PAGE 10	PAGE 11
HDPE FITTINGS 90 ELBOW	HDPE FITTINGS 45 ELBOW	HDPE FITTINGS TEE	HDPE FITTINGS REDUCING TEE
			
PAGE 12	PAGE 12	PAGE 13	PAGE 14
HDPE FITTINGS SADDLE	HDPE FITTINGS LATERAL (WYE)	HDPE FITTINGS ELECTOFUSE COUPLING	HDPE FITTINGS
			
PAGE 14	PAGE 15	PAGE 16	PAGE 16

HDPE FITTINGS	MJ ADAPTERS & ACCESSORIES	MJ ADAPTERS & ACCESSORIES	TRANSITION ADAPTER
CAP	MJ ADAPTER	ACCESSORY KITS	CS POLY TO VIC GROOVE
			
PAGE 16	PAGE 17	PAGE 17	PAGE 18
TRANSITION ADAPTER	TRANSITION ADAPTER	TRANSITION ADAPTER	JABO SUPPLY
SS POLY TO VIC GROOVE	CS POLY TO MIPT	SS POLY TO MIPT	(304) 736-8333
			
PAGE 18	PAGE 19	PAGE 19	

HDPE SPECIFICATIONS

PROVIDED BY FLYING W PLASTICS

ASTM SPECIFICATIONS

I.P.S. Data

- ASTM F714 Sizes 3" to 24"
- ASTM D3035 Sizes 1 1/2" to 2-1 1/2"

4710 PRESSURE RATING CHAT

PE 4710 Pressure Chart								
PE 4710 – 3" to 24" ASTM F714 SPEC 1, SPEC II & Pioneer Industrial								
DR 32.5	DR 26	DR 21	DR 17	DR 13.5	DR 11	DR 9	DR 7.3	DR 7
63 PSI	80 PSI	100 PSI	125 PSI	160 PSI	200 PSI	250 PSI	317 PSI	333 PSI
PE 4710 – 1/2" to 24" ASTM D3035 SPEC 1, SPEC II & Pioneer Industrial								
DR 32.5	DR 26	DR 21	DR 17	DR 13.5	DR 11	DR 9	DR 7.3	DR 7
63 PSI	80 PSI	100 PSI	125 PSI	160 PSI	200 PSI	250 PSI	317 PSI	333 PSI

All pipe is manufactured from select PE4710 resins unless requested otherwise at the time of quote. While PE4710 resins are used, these resins meet or exceed the pressure ratings and physical properties of PE3608/3408 resins.

SPECIFICATION CAN CHANGE WITHOUT NOTICE REF TO <https://flyingwplastics.com>

HDPE SPECIFICATIONS

PROVIDED BY FLYING W PLASTICS

IRON PIPE SIZES - OUTSIDE DIAMETER / DR 7, 7.3, 9, 11, 13.5

Pipe weights are calculated in accordance with PPI TR-7. Average ID is calculated using nominal OD and minimum wall plus 6% for use in estimating fluid flows. Actual inside diameter will vary. Pipe dimensions are in accordance with applicable ASTM standards.

		IPS DR - 7 333 psi			IPS DR - 7.3 317 psi			IPS DR - 9 250 psi			IPS DR - 11 200 psi			IPS DR - 13.5 160 psi		
Pipe Size	Nom. OD	Min. Wall	Avg. ID	Weight (lbs/ft.)	Min. Wall	Avg. ID	Weight (lbs/ft.)	Min. Wall	Avg. ID	Weight (lbs/ft.)	Min. Wall	Avg. ID	Weight (lbs/ft.)	Min. Wall	Avg. ID	Weight (lbs/ft.)
1/2"	0.840	0.120	0.58	0.118	0.115	0.59	0.114	0.093	0.64	0.096	0.076	0.67	0.08	0.062	0.70	0.071
3/4"	1.050	0.150	0.73	0.185	0.144	0.74	0.18	0.117	0.80	0.15	0.095	0.84	0.125	0.078	0.88	0.104
1"	1.315	0.188	0.91	0.29	0.180	0.93	0.28	0.146	1.00	0.235	0.120	1.06	0.197	0.097	1.10	0.163
1-1/4"	1.660	0.237	1.15	0.462	0.227	1.17	0.447	0.184	1.26	0.374	0.151	1.34	0.313	0.123	1.39	0.26
1-1/2"	1.900	0.271	1.32	0.606	0.260	1.34	0.585	0.211	1.45	0.49	0.173	1.53	0.411	0.141	1.60	0.341
2"	2.375	0.339	1.65	0.947	0.325	1.68	0.914	0.264	1.81	0.766	0.216	1.91	0.642	0.176	2.00	0.533
2-1/2"	2.875	0.411	2.00	1.39	0.389	2.05	1.34	0.319	2.19	1.12	0.261	2.32	0.94	0.213	2.42	0.781
3"	3.500	0.500	2.44	2.06	0.479	2.48	1.99	0.389	2.67	1.66	0.318	2.82	1.39	0.259	2.95	1.16
4"	4.500	0.643	3.13	3.40	0.616	3.19	3.28	0.500	3.44	2.75	0.409	3.63	2.30	0.333	3.79	1.91
5"	5.563	0.795	3.87	5.19	0.762	3.94	5.02	0.618	4.25	4.20	0.506	4.49	3.52	0.412	4.68	2.93
6"	6.625	0.946	4.61	7.37	0.908	4.70	7.12	0.736	5.06	5.96	0.602	5.34	4.99	0.491	5.58	4.15
8"	8.625	1.232	6.01	12.49	1.182	6.12	12.06	0.958	6.59	10.10	0.784	6.96	8.46	0.639	7.27	7.03
10"	10.750	1.536	7.49	19.40	1.473	7.62	18.74	1.194	8.21	15.68	0.977	8.67	13.14	0.796	9.06	10.92
12"	12.750	1.821	8.88	27.28	1.747	9.04	26.36	1.417	9.74	22.06	1.159	10.29	18.49	0.944	10.74	15.36
14"	14.000	2.000	9.76	32.93	1.918	9.93	31.51	1.556	10.70	26.60	1.273	11.30	22.29	1.037	11.80	18.52
16"	16.000	2.286	11.15	43.01	2.192	11.35	41.15	1.778	12.23	34.74	1.455	12.91	29.12	1.185	13.48	24.19
18"	18.000	2.571	12.54	54.43	2.466	12.77	52.08	2.000	13.76	43.97	1.636	14.53	36.85	1.333	15.17	30.62
20"	20.000	2.857	13.94	67.20	2.74	14.19	64.30	2.222	15.28	54.34	1.818	16.14	45.54	1.481	16.86	37.84
22"	22.000	3.143	15.33	81.32	3.014	15.61	77.81	2.444	16.81	65.75	2.000	17.76	55.10	1.630	18.54	45.79
24"	24.000	3.429	16.73	96.77	3.288	17.03	92.60	2.667	18.34	78.25	2.182	19.37	65.58	1.778	20.23	54.49

SPECIFICATION CAN CHANGE WITHOUT NOTICE REF TO <https://flyingwplastics.com>

HDPE SPECIFICATIONS

PROVIDED BY FLYING W PLASTICS

IRON PIPE SIZES - OUTSIDE DIAMETER / DR 15.5, 17, 21, 26, 32.5

Pipe weights are calculated in accordance with PPI TR-7. Average ID is calculated using nominal OD and minimum wall plus 6% for use in estimating fluid flows. Actual inside diameter will vary. Pipe dimensions are in accordance with applicable ASTM standards.

		IPS DR - 15.5 138 psi			IPS DR - 17 125 psi			IPS DR - 21 100 psi			IPS DR - 26 80 psi			IPS DR - 32.5 63 psi		
Pipe Size	Nom. OD	Min. Wall	Avg. ID	Weight (lbs/ft.)	Min. Wall	Avg. ID	Weight (lbs/ft.)	Min. Wall	Avg. ID	Weight (lbs/ft.)	Min. Wall	Avg. ID	Weight (lbs/ft.)	Min. Wall	Avg. ID	Weight (lbs/ft.)
1/2"	0.840															
3/4"	1.050															
1"	1.315	0.085	1.13	0.144	0.077	1.15	0.132									
1-1/4"	1.660	0.107	1.43	0.229	0.098	1.45	0.21									
1-1/2"	1.900	0.123	1.64	0.30	0.112	1.66	0.276									
2"	2.375	0.153	2.05	0.469	0.140	2.07	0.431	0.113	2.13	0.35						
2-1/2"	2.875	0.185	2.48	0.69	0.169	2.51	0.631	0.137	2.58	0.52						
3"	3.500	0.226	3.02	1.02	0.206	3.06	0.935	0.167	3.14	0.767	0.135	3.21	0.63	0.108	3.27	0.50
4"	4.500	0.290	3.88	1.69	0.265	3.93	1.55	0.214	4.04	1.27	0.173	4.13	1.03	0.138	4.20	0.835
5"	5.563	0.359	4.80	2.58	0.327	4.86	2.36	0.265	5.00	1.94	0.214	5.10	1.58	0.171	5.20	1.28
6"	6.625	0.427	5.71	3.65	0.390	5.79	3.35	0.315	5.95	2.75	0.255	6.08	2.24	0.204	6.19	1.81
8"	8.625	0.556	7.44	6.19	0.507	7.54	5.68	0.411	7.75	4.66	0.332	7.92	3.80	0.265	8.06	3.07
10"	10.750	0.694	9.27	9.62	0.632	9.40	8.83	0.512	9.66	7.23	0.413	9.87	5.90	0.331	10.04	4.76
12"	12.750	0.823	11.00	13.53	0.750	11.16	12.41	0.607	11.46	10.18	0.490	11.71	8.30	0.392	11.91	6.70
14"	14.000	0.903	12.08	16.31	0.824	12.25	14.97	0.667	12.58	12.27	0.538	12.85	10.01	0.431	13.08	8.08
16"	16.000	1.032	13.81	21.30	0.941	14.00	19.55	0.762	14.38	16.03	0.615	14.69	13.08	0.492	14.95	10.55
18"	18.000	1.161	15.53	26.96	1.059	15.75	24.74	0.857	16.18	20.28	0.692	16.53	16.55	0.554	16.82	13.35
20"	20.000	1.29	17.26	32.82	1.176	17.50	30.58	0.952	17.98	25.07	0.769	18.37	20.45	0.615	18.69	16.50
22"	22.000	1.419	18.99	39.71	1.294	19.25	37.00	1.048	19.77	30.33	0.846	20.20	24.75	0.677	20.56	19.97
24"	24.000	1.548	20.71	47.26	1.412	21.00	44.03	1.143	21.57	36.10	0.923	22.04	29.45	0.738	22.43	23.76

SPECIFICATION CAN CHANGE WITHOUT NOTICE REF TO <https://flyingwplastics.com>

HDPE PIPE

HDPE SDR 7 (333 PSI)

JABO PART#	SIZE	LENGTH
029-25015	1-1/2"	500'
029-25020	2"	40'
029-25023	3"	40'
029-25030	4"	40'
029-25050	6"	40'
029-25080	8"	40'
029-25100	10"	40'
029-25120	12"	40'
029-25140	14"	40'
OTHER SIZE ROLLS/ LENGTHS AVAIL UPON REQUEST		

HDPE SDR 9 (250 PSI)

AWWA APPROVED

JABO PART#	SIZE	LENGTH
029-30000	3"	40'
029-30010	4"	40'
029-30020	6"	40'
029-30040	8"	40'
029-30060	10"	40'
029-30080	12"	40'
029-30100	14"	40'
029-30120	16"	40'
OTHER SIZE ROLLS/ LENGTHS AVAIL UPON REQUEST		

HDPE SDR 11 (200 PSI)

AWWA APPROVED

JABO PART#	SIZE	LENGTH
029-10000	1"	500'
029-10020	1"	100'
029-10100	1-1/2"	500'
029-10300	2"	500'
029-10320	2"	40'
029-10350	3"	500'
029-20000	3"	40'
029-20010	4"	40'
029-20050	5"	40'
029-20060	6"	50'
029-20100	6"	40'
029-20200	8"	40'
029-20280	8"	50'
029-20300	10"	40'
029-20320	12"	40'
029-20340	14"	40'
029-20360	16"	40'
029-20380	18"	40'
029-20400	20"	40'
029-20420	22"	40'
029-20440	24"	40'
OTHER SIZE ROLLS/ LENGTHS AVAIL UPON REQUEST		

HDPE SDR 17 (125)

AWWA APPROVED

JABO PART#	SIZE	LENGTH
029-31740	4"	40'
029-31760	6"	40'
029-31780	8"	40'
029-31800	10"	40'
029-31820	12"	40'
029-31830	12"	40'
029-31840	14"	40'
029-31860	16"	40'
029-31880	18"	40'
029-31900	20"	40'
029-31920	24"	40'
OTHER SIZE ROLLS/ LENGTHS AVAIL UPON REQUEST		

HDPE MINE LINE

NOT AWWA APPROVED

JABO PART#	SIZE	LENGTH
019-07220	2"	200'
019-07240	3"	100'

ALL HDPE SIZES ARE
AVAILABLE UPON
REQUEST . CALL YOUR
JABO CSR IF OTHER SIZES
ARE NEEDED



PIPE MANUFACTURED WITH 4710 RESIN

IF AWWA SPEC IS
REQUIRED PLEASE LET
YOUR CSR KNOW WHEN
ORDERING

HDPE FLANGE ADAPTER (STUB ENDS) / BACKUP RINGS

FLANGE ADAPTER (STUB ENDS)



**Non Stock Call Jabo Supply*

SDR 7

JABO PART#	SIZE
029-38040	4"
029-38060	6"
029-38080	8"
029-38100	10"
029-38120	12"
OTHER SIZES AVAILABLE UPON REQUEST	

SDR 9

JABO PART#	SIZE
029-38940	4"
029-38960	6"
029-38980	8"
029-39010	10"
029-39012	12"
OTHER SIZES AVAILABLE UPON REQUEST	

SDR 11

JABO PART#	SIZE
029-49920	2"
029-49960	3"
029-49980	4"
029-49985	5"
029-50000	6"
029-50080	8"
029-50100	10"
029-50120	12"
029-50130	14"
029-50140	16"
029-50180	18"
029-50200	20"
029-50240	24"
OTHER SIZES AVAILABLE UPON REQUEST	

SDR 17

JABO PART#	SIZE
*	2"
*	3"
029-60040	4"
*	5"
029-60060	6"
029-60080	8"
029-60100	10"
029-60120	12"
029-60140	14"
029-60160	16"
029-60180	18"
029-60200	20"
029-60240	24"
OTHER SIZES AVAILABLE UPON REQUEST	

DI BACK UP RINGS

SDR 7

JABO PART#	SIZE
053-00020	2"
053-00030	3"
053-00040	4"
053-00050	5"
053-00060	6"
053-00080	8"
053-00100	10"
053-00120	12"

SDR 11

JABO PART#	SIZE
053-00140	14"
053-00160	16"
053-00180	18"
053-00200	20"
053-00240	24"

ALL SDR & SIZES AVAIL UPON
REQUEST



HDPE STUDS & BOLTS

STUD & BOLT SIZES

STUDS

POLY TO POLY SDR 11		
SIZE PIPE	QTY	SIZE BOLT
2"	4	5/8" X 4"
4"	8	5/8" X 6"
6"	8	3/4" X 6"
8"	8	3/4" X 6"
10"	12	7/8" X 8"
12"	12	7/8" X 9"
14"	12	1" X 12"
16"	16	1" X 12"
18"	16	1-1/8" X 12"
20"	20	1-1/8" X 12"
24"	20	1-1/4" X 14"

BOLTS

POLY TO POLY SDR 11		
SIZE PIPE	QTY	SIZE BOLT
2"	4	5/8" X 3-1/2"
3"	4	5/8" X 4"
4"	8	5/8" X 4-1/2"
6"	8	3/4" X 5"
8"	8	3/4" X 5-1/2"
10"	12	7/8" X 7"
12"	12	7/8" X 8"

BOLTS

POLY TO STEEL CONNECTIONS		
SIZE PIPE	QTY	SIZE BOLT
2"	4	5/8" X 3"
3"	4	5/8" X 3-1/2"
4"	8	5/8" X 3-1/2"
6"	8	3/4" X 4"
8"	8	3/4" X 4-1/2"
10"	12	7/8" X 5"
12"	12	7/8" X 6"

SEE BOLTS AND NUTS FOR PART NUMBERS



HDPE PIPE FITTINGS

MOLDED 90



MOLDED 90

SDR7	
JABO PART#	SIZE
Non Stock Call Jabo Supply	

MOLDED 90

SDR9	
JABO PART#	SIZE
*	2"
*	3"
029-77038	4"
029-77043	6"
029-77048	8"
*	10"
*	12"

MOLDED 90

SDR 11	
JABO PART#	SIZE
029-77000	2"
029-77020	3"
029-77030	4"
029-77040	6"
029-77045	8"
029-77060	10"
029-77070	12"
MOLDED 2"-12"	

MOLDED 90

SDR 17	
JABO PART#	SIZE
*	2"
*	3"
*	4"
029-77041	6"
029-77046	8"
*	10"
*	12"
MOLDED 2"-12"	

JABO Custom Fittings avail from 4"-24"

***Non Stock Call Jabo Supply**

MOLDED 45



MOLDED 45

SDR7	
JABO PART#	SIZE
*Non Stock Call Jabo Supply	

MOLDED 45

SDR 9	
*	2"
*	3"
*	4"
029-77823	6"
029-77833	8"
*	10"
*	12"
MOLDED 2"-12"	

MOLDED 45

SDR 11	
029-77770	2"
029-77780	3"
029-77800	4"
029-77820	6"
029-77830	8"
*	10"
*	12"
MOLDED 2" - 12"	
JABO FABRICATION 4" - 24"	

MOLDED 45

SDR 17	
*	2"
*	3"
*	4"
029-77810	6"
029-77829	8"
*	10"
*	12"
MOLDED 2" - 12"	
JABO FABRICATION 4" - 24"	

JABO Custom Fittings Available from 4"-24"

***Non Stock Call Jabo Supply**

HDPE PIPE FITTINGS

TEE



SDR 7

JABO PART#	SIZE
*	2"
*	3"
029-78022	4"
*	6"
*	8"
029-78053	10"
029-78063	12"
MOLED 2" - 12"	
JABO FABRICATION 4" - 24"	

SDR 9

JABO PART#	SIZE
*	2"
*	3"
029-78021	4"
029-78031	6"
029-78039	8"
029-78052	10"
029-78062	12"
MOLED 2" - 12"	
JABO FABRICATION 4" - 24"	

JABO Custom Fittings avail from 4"-24"

***Non Stock Call Jabo Supply**

SDR 11

JABO PART#	SIZE
029-78000	2"
029-78010	3"
029-78020	4"
029-78030	6"
029-78040	8"
029-78050	10"
029-78060	12"
029-78066	14"
029-78072	16"
029-78082	18"
029-78087	20"
*	24"
MOLED 3/4" - 12"	
JABO FABRICATION 4" - 24"	

SDR 17

JABO PART#	SIZE
*	2"
*	3"
*	4"
029-78029	6"
029-78041	8"
029-78049	10"
029-78059	12"
029-78065	14"
029-78071	16"
029-78081	18"
029-78086	20"
029-78091	24"
MOLED 3/4" - 12"	
JABO FABRICATION 4" - 24"	



HDPE PIPE FITTINGS

REDUCING TEE



JABO Custom Fittings avail from 4"-24"

NOTE: Some sizes must be extrude welded which will reduced the pressure rating. Ask you CSR for more details.

***Non Stock Call Jabo Supply**

SDR 7

JABO PART#	SIZE
*Non Stock Call Jabo Supply	

SDR 11

JABO PART#	SIZE
029-78094	4" X 2"
029-78096	4" X 3"
029-78097	6" X 2"
029-78098	6" X 3"
029-78099	6" X 4"
029-78103	8" X 4"
029-78104	8" X 6"
029-78105	10" X 4"
029-78106	10" X 6"
029-78108	10" X 8"
029-78112	12" X 2"
CALL YOUR CSR IF OTHER SIZES ARE NEEDED	

SDR 9

JABO PART#	SIZE
*	4" X 2"
*	4" X 3"
*	6" X 2"
*	6" X 3"
029-78100	6" X 4"
029-78102	8" X 4"
*	8" X 6"
*	10" X 4"
*	10" X 6"
*	10" X 8"
*	12" X 2"
CALL YOUR CSR IF OTHER SIZES ARE NEEDED	

SDR 17

JABO PART#	SIZE
*Non Stock Call Jabo Supply	

SADDLES



JABO Custom Fittings avail from 4"-24"

***Non Stock Call Jabo Supply**

SDR 7

JABO PART#	SIZE
*Non Stock Call Jabo Supply	

SDR 7

JABO PART#	SIZE
*Non Stock Call Jabo Supply	

SDR 11

JABO PART#	SIZE
029-70780	4" X 2"
029-70790	8" X 2"
029-78820	12" X 2"
029-78860	12" X 6"
029-78880	12" X 8"

SDR 17

JABO PART#	SIZE
*Non Stock Call Jabo Supply	

HDPE PIPE FITTINGS

MOLDED LATERAL



JABO Custom Fittings avail from 4"-24"

JABO FAB

Butt Fusion 45 Degree & 60 Degree
Extrude Weld - Other Angles Available

***Non Stock Call Jabo Supply**

SDR 7

JABO PART#	SIZE
*Non Stock Call Jabo Supply	

SDR 11

JABO PART#	SIZE
*	2"
029-78130	3"
029-78140	4"
029-78160	6"
029-78182	8"
JABO FAB	
029-78202	10"
029-78222	12"
029-78234	14"
MOLDED 2" - 8"	
JABO FABRICATION 4" - 24"	

SDR 9

JABO PART#	SIZE
*	2"
*	3"
*	4"
*	6"
029-78180	8"
JABO FAB	
029-78200	10"
029-78220	12"
MOLDED 2" - 8"	
JABO FABRICATION 4" - 24"	

SDR 17

JABO PART#	SIZE
*Non Stock Call Jabo Supply	



JABO SUPPLY CAN BUILD ANY FITTING TO MATCH YOUR ANGLE

HDPE PIPE FITTINGS

ELECTROFUSE COUPLING / REDUCER / CAP

ELECTROFUSE COUPLING

SDR 11



JABO PART#	SIZE
029-84020	2"
029-84030	3"
029-84040	4"
029-84060	6"
029-84080	8"
029-84100	10"
029-84120	12"

REDUCER COUPLING

SDR 11



JABO PART#	SIZE
029-79980	2"X1"
029-80000	3"X2"
029-80030	4"X2"
029-80020	4"X3"
029-80043	6"X3"
029-80040	6"X4"
029-80064	8"X4"
029-80060	8"X6"
029-80080	10"X8"
029-80120	12X8
029-80100	12"X10"
029-80160	14"X12"
JABO FABRICATION 4"- 24"	

CAP

SDR 11



JABO PART#	SIZE
029-78500	2"
029-78510	3"
029-78520	4"
029-78530	6"
029-78540	8"
029-78560	10"
029-78580	12"
MOLDED 2" - 12"	
JABO FABRICATION 2" - 24"	

ALL SDR IS AVAIL UPON REQUEST

HDPE MJ ADAPTERS & ACCESSORY KITS

MOLDED MJ ADAPTERS



SDR 9

IPS	
JABO PART#	SIZE
	2"
029-83030	3"
029-83035	4"
029-83040	6"
029-83045	8"
029-83050	10"
029-83055	12"

SDR 11


IPS	
JABO PART#	SIZE
029-82995	2"
029-83030	3"
029-83035	4"
029-83040	6"
029-83045	8"
029-83050	10"
029-83055	12"

CONNECTS POLY PIPE TO MJ DI FITTING

MJ ACCESSORY KIT

MJ ACCESSORY KIT

FITS BOTH IPS/DI



JABO PART#	SIZE
029-83200	2"
029-83220	3"
029-83225	4"
029-83230	6"
029-83235	8"
029-83240	10"
029-83045	12"

HDPE TRANSITION ADAPTERS

CARBON STEEL TRANSITION ADAPTER POLY TO VIC GROOVE



TRANSITIONS POLY TO VIC GROOVE
***Non Stock Call Jabo Supply**

SDR 7

JABO PART#	SIZE
*	2"
*	3"
228-00280	4"
*	6"
*	8"
*	10"
*	12"

SDR 9

JABO PART#	SIZE
*	2"
*	3"
228-00270	4"
*	6"
*	8"
*	10"
*	12"

SDR 11

JABO PART#	SIZE
228-00220	2"
228-00240	3"
228-00260	4"
228-00300	6"
228-00320	8"
228-00340	10"
228-00360	12"

SDR 17

JABO PART#	SIZE
*	2"
*	3"
*	4"
228-00310	6"
*	8"
*	10"
*	12"

STAINLESS STEEL TRANSITION ADAPTER POLY TO VIC GROOVE



TRANSITIONS POLY TO VIC GROOVE
***Non Stock Call Jabo Supply**

SDR 7

JABO PART#	SIZE
*	2"-12"

SDR 9

JABO PART#	SIZE
*	2"-6"
228-03090	8"
*	10"-12"

SDR 11


JABO PART#	SIZE
228-03020	2"
228-03030	3"
228-03040	4"
*	5"
228-03060	6"
228-03080	8"
*	10"
*	12"

SDR 17

JABO PART#	SIZE
*	2"-12"

HDPE PIPE FITTINGS

CARBON STEEL THREADED ADAPTER POLY TO MIPT



TRANSITION FROM HDPE TO MIPT

**Non Stock Call Jabo Supply*

SDR 7

JABO PART#	SIZE
*Non Stock Call Jabo Supply	
Available from 1" to 6"	

SDR 9

JABO PART#	SIZE
*Non Stock Call Jabo Supply	
Available from 1" to 6"	

SDR 11

JABO PART#	SIZE
228-01040	2"
228-01060	3"
228-01080	4"
228-01100	6"
Available from 3/4"- 6"	

SDR 17

JABO PART#	SIZE
*Non Stock Call Jabo Supply	
Available 6" Only	

STAINLESS STEEL THREADED ADAPTER POLY TO MIPT



TRANSITION FROM HDPE TO MIPT

**Non Stock Call Jabo Supply*

SDR 7

JABO PART#	SIZE
*	1"- 3"
228-03502	4"
*	6"
Available from 1" to 6"	

SDR 9

JABO PART#	SIZE
*	1"- 6"
Available from 1" to 6"	

SDR 11


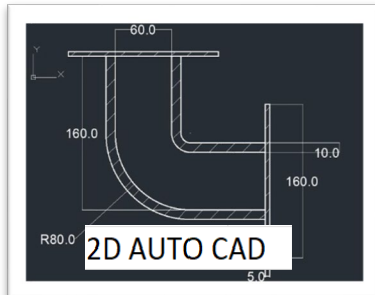
JABO PART#	SIZE
228-03100	1"
228-03150	1-1/2"
228-03200	2"
228-03300	3"
228-03500	4"
*	6"
Available from 3/4"- 6"	

SDR 17

JABO PART#	SIZE
*	6"
Available 6" Only	

JABOFABRICATION

- *CUTTING & GROOVING SERVICES UP TO 24"
- *THREADING CAPABILITIES UP TO 6"
- *10,000 SQ/FT HDPE FABRICATION SHOP
- *CUSTOM HDPE FABRICATION UP TO 24" (SPOOLS UP TO 36")
- *ON SITE MEASURING
- *AUTO CAD DRAWINGS AVAILABLE (2D & 3D)
- *2"-36" HDPE FUSION MACHINE AVAILABLE



IN HOUSE ENGINEER WITH ON SITE AVAILABILITY TO ASSIST WITH ALL YOUR FABRICATION NEEDS



SPECIALTY FITTINGS



CUT & GROOVE



ON SITE FUSION CAPABILITIES



MANIFOLDS HDPE / STEEL

HDPE TRANSITION ADAPTERS

CARBON STEEL TRANSITION ADAPTER POLY TO VIC GROOVE



TRANSITIONS POLY TO VIC GROOVE

***Non Stock Call Jabo Supply**

SDR 7

JABO PART#	SIZE
*	2"
*	3"
228-00280	4"
*	6"
*	8"
*	10"
*	12"

SDR 9

JABO PART#	SIZE
*	2"
*	3"
228-00270	4"
*	6"
*	8"
*	10"
*	12"

SDR 11

JABO PART#	SIZE
228-00220	2"
228-00240	3"
228-00260	4"
228-00300	6"
228-00320	8"
228-00340	10"
228-00360	12"

SDR 17

JABO PART#	SIZE
*	2"
*	3"
*	4"
228-00310	6"
*	8"
*	10"
*	12"

STAINLESS STEEL TRANSITION ADAPTER POLY TO VIC GROOVE



TRANSITIONS POLY TO VIC GROOVE

***Non Stock Call Jabo Supply**

SDR 7

JABO PART#	SIZE
*	2"-12"

SDR 9

JABO PART#	SIZE
*	2"-6"
228-03090	8"
*	10"-12"

SDR 11

JABO PART#	SIZE
228-03020	2"
228-03030	3"
228-03040	4"
*	5"
228-03060	6"
228-03080	8"
*	10"
*	12"

SDR 17

JABO PART#	SIZE
*	2"-12"

HDPE PIPE FITTINGS

CARBON STEEL THREADED ADAPTER POLY TO MIPT



TRANSITION FROM HDPE TO MIPT

***Non Stock Call Jabo Supply**

SDR 7

JABO PART#	SIZE
*Non Stock Call Jabo Supply	
Available from 1" to 6"	

SDR 9

JABO PART#	SIZE
*Non Stock Call Jabo Supply	
Available from 1" to 6"	

SDR 11

JABO PART#	SIZE
228-01040	2"
228-01060	3"
228-01080	4"
228-01100	6"
Available from 3/4"- 6"	

SDR 17

JABO PART#	SIZE
*Non Stock Call Jabo Supply	
Available 6" Only	

STAINLESS STEEL THREADED ADAPTER POLY TO MIPT



TRANSITION FROM HDPE TO MIPT

***Non Stock Call Jabo Supply**

SDR 7

JABO PART#	SIZE
*	1"- 3"
228-03502	4"
*	6"
Available from 1" to 6"	

SDR 9

JABO PART#	SIZE
*	1"- 6"
Available from 1" to 6"	

SDR 11

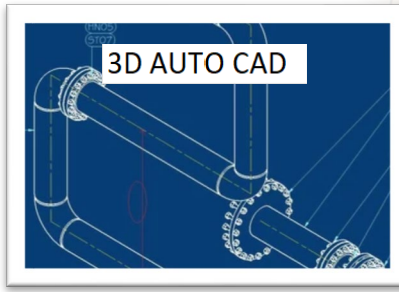
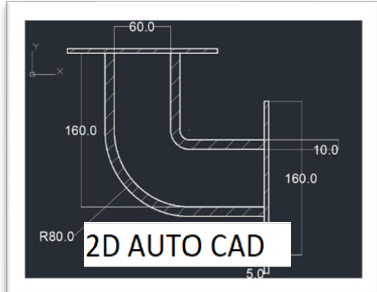
JABO PART#	SIZE
228-03100	1"
228-03150	1-1/2"
228-03200	2"
228-03300	3"
228-03500	4"
*	6"
Available from 3/4"- 6"	

SDR 17

JABO PART#	SIZE
*	6"
Available 6" Only	

JABOFABRICATION

- *CUTTING & GROOVING SERVICES UP TO 24"**
- *THREADING CAPABILITIES UP TO 6"**
- *10,000 SQ/FT HDPE FABRICATION SHOP**
- *CUSTOM HDPE FABRICATION UP TO 24" (SPOOLS UP TO 36")**
- *ON SITE MEASURING**
- *AUTO CAD DRAWINGS AVAILABLE (2D & 3D)**
- *2"-36" HDPE FUSION MACHINE AVAILABLE**



IN HOUSE ENGINEER WITH ON SITE AVAILABILITY TO ASSIST WITH ALL YOUR FABRICATION NEEDS

SPECIALTY FITTINGS



CUT & GROOVE



ON SITE FUSION CAPABILITIES



MANIFOLDS HDPE / STEEL

IPS HDPE PIPE & FITTINGS



JABO SUPPLY SINCE 1964 SERVICE IS MORE THAN A PROMISE
(304)-736-8333